

Medtronic

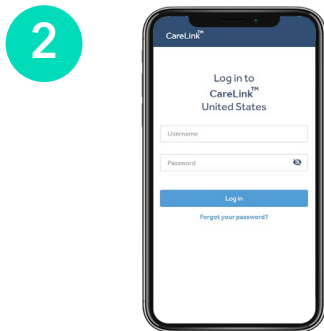
Getting started with the MiniMed™ Mobile app



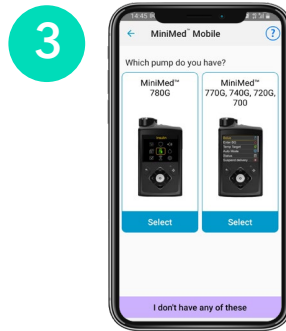
Getting started with the MiniMed™ Mobile app



1 Download, open the app and follow the on-screen instructions.

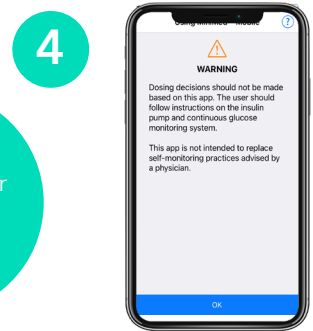


Log into your CareLink™ Personal account. Sign up if you do not have an account already.



Follow the on-screen instructions to pair the app with your MiniMed™ 700 series pump.

Remember to watch your phone for pairing requests



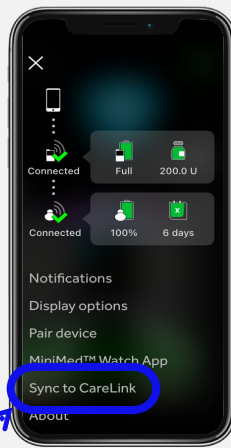
Read the Warning screen and accept by tapping **OK** and then **Agree**.

Automatic updates to mobile operating systems should be turned off. If one becomes available, check the Medtronic Diabetes compatibility website* to see if it is supported before installing.

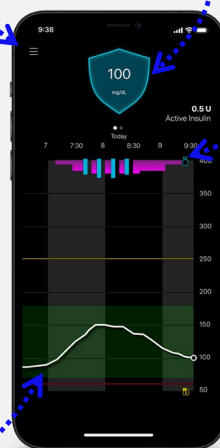
Navigating the app

Sync to CareLink™ allows you to manage data uploads to CareLink™ Personal. Switch on for **automatic uploading** or tap Upload now to upload all data from your MiniMed™ pump. You can also manage your care partners in this menu.

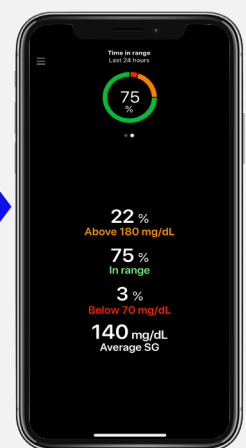
Tap the three bars to access the menu.



Current sensor reading



Insulin delivery information



Sensor tracing. Events on the graph can be tapped on for details.

Swipe left to access Time in Range.

Images shown when paired with a MiniMed™ 780G system

*Check your device compatibility at <https://www.medtronicdiabetes.com/customer-support/app-support/device-compatibility>

Google Play™ is a property of Google LLC. AppStore® is a registered trademark of Apple Inc.™



Notifications

Notifications are color coordinated:

Alarms are red

Alerts are yellow

Reminders are grey

Messages are blue



Note: Notifications must be cleared on your mobile device and pump (notifications cannot be cleared on the Apple® watch).

Important Information:

- Repeat notifications will sound every 60 seconds.
- If a care partner requests to follow you, go to the menu, select **Sync to CareLink™**, and then **Manage Care Partners** to accept.
- For data to be sent to linked care partners, the device with the MiniMed™ Mobile app must:
 - Be within 20 feet (6 meters) of the pump
 - Have an internet connection
 - Be logged into CareLink™ Personal
 - Have the **Sync to CareLink™** turned on in the menu

Sync to CareLink™



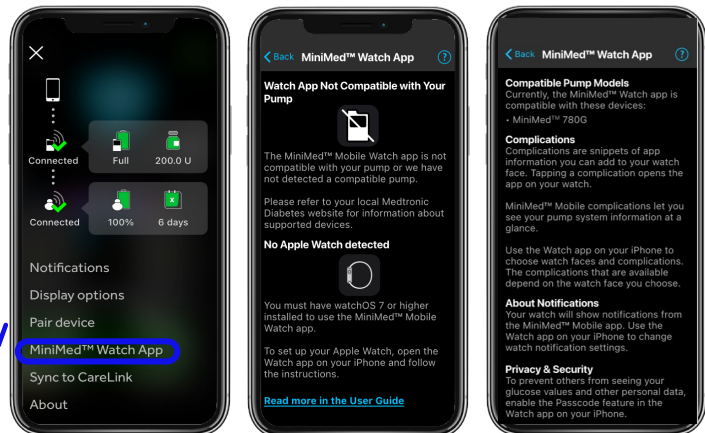
MiniMed™ Mobile app and the Apple® watch

(MiniMed™ 780G system only)

The MiniMed™ Mobile app (Version 2.1 and higher) is also compatible with Apple® watch*. You can monitor your values on your watch face or tap to enter the app.



The phone app also has a menu option for the watch app. It can, for example, tell you if your watch or pump is not compatible or if the app on the watch is missing**.



*When used with a MiniMed™ 780G system
 **For example, If the default setting on the phone has been set to not download companion apps.
 Apple® watch is a registered trademark of Apple® Inc.

Turn the page for more information on using your Apple® watch with the MiniMed™ Mobile app.

Installing MiniMed™ Mobile app on your Apple® watch

1

Make sure your Apple® watch and iPhone® device are connected. You can check this in your Bluetooth® settings and use <https://support.apple.com/en-mn/guide/watch/apdde4d6f98e/watchos> if it's not.



2


Download the MiniMed™ Mobile app from the App Store® online store on your iPhone® device if you haven't done so already.

3

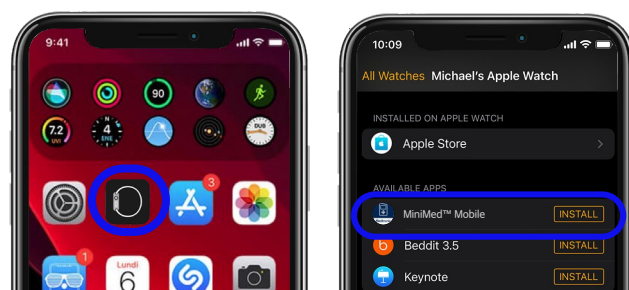
Next, you need the companion app on your Apple® watch. If this does not happen automatically, there are two ways of doing it manually:

Get the app via your watch.



- Press the digital crown button to see the home screen then tap the **App Store® online store**
- Tap **Search** and enter "MiniMed Mobile"
- Find the right app with this icon  and tap **Get**.

Get the app via your iPhone® device.



- On your iPhone, open the Watch app.
- Tap the **My Watch** tab
- Tap **Install** next to the MiniMed™ Mobile app.

Accessibility options

Is it difficult to see the MiniMed™ Mobile app on your watch?

You can add different complications to your watch face to make it easier to see, here's how:

1

With the Watch face showing, touch and hold the display then tap **Edit**.

2

Swipe left all the way to the end and tap on the complication node you wish to use.

3

Use the digital crown to scroll through the options. MiniMed™ Mobile has three complications that can be used, chose the one that best suits you:

1. Extra large
2. Modular large
(only available with Watch OS 8)
3. Utility large



For more information, visit [medtronicdiabetes.com](https://www.medtronicdiabetes.com)

Frequently asked questions about the MiniMed™ Mobile app:

What do I need to use the MiniMed™ Mobile app?

A Medtronic MiniMed™ 700-series insulin pump, a compatible* smart (meaning it can download apps) mobile phone, a CareLink™ Personal account and an internet connection are required at minimum to acquire and use the MiniMed™ Mobile app.

Can my care partners view my data and receive alerts/notifications?

Yes, they must download the CareLink™ Connect app to a compatible* mobile device and they will need your CareLink™ Personal username to complete set up.

Can my healthcare provider view my data?

Yes, just make sure your MiniMed™ Mobile app has the **Sync to CareLink™** feature on and your CareLink™ Personal account is linked with your healthcare provider's CareLink™ system account. Your healthcare providers will then have access to your data when they need it.

Can I stop sharing my data with others?

Yes. You can manage care partners in the MiniMed™ Mobile app and CareLink™ Personal. Healthcare provider sharing can be managed in CareLink™ Personal only (Healthcare providers will retain all data shared up to the time you end data sharing).

My mobile phone has a new operating system update available, should I update?

Not immediately. Please make sure operating system auto-updates are turned off on your mobile device and only manually update once Medtronic has confirmed compatibility between the MiniMed™ Mobile app and the phone update.

There is an update available for the MiniMed™ Mobile app. Should I update?

Yes. New versions of the MiniMed™ Mobile app can be used immediately. We would encourage users to always use the most up-to-date version available.

I have a MiniMed™ 770G insulin pump. Can I still use the Apple® watch with MiniMed™ Mobile app?

No. The Apple® watch can only be used by people using the MiniMed™ Mobile app with the MiniMed™ 780G system.

I am changing my mobile device. Will I lose my previous data?

No. All your data is backed up in your CareLink™ Personal account that's linked to the MiniMed™ Mobile app. Just re-download the app on your new device and sign in to the same CareLink™ Personal account to continue use.

I am having trouble getting the MiniMed™ Mobile app to pair with my pump.

Make sure your Bluetooth® is switched on in your phone settings. Delete any previously paired pumps and make sure the pump and phone are within 10 feet (3 meters) of each other and try again. If the problem persists, please contact Medtronic Diabetes 24-hour support at 1-800-646-4633.



*Check your device compatibility at

<https://www.medtronicdiabetes.com/customer-support/app-support/device-compatibility>

US-IPT-2300415. ©2023 Medtronic. Medtronic, Medtronic logo, and Engineering the extraordinary are trademarks of Medtronic. Third party brands are trademarks of their respective owners. All other brands are trademarks of a Medtronic company. The Bluetooth® word mark and logos are registered trademarks owned by Bluetooth SIG, Inc. and any use of such marks by Medtronic is under license.

The MiniMed™ Mobile app is intended to provide a secondary display for a compatible MiniMed™ insulin pump system on a suitable consumer electronic device for passive monitoring and to sync data to CareLink™. The MiniMed™ Mobile app is not intended to replace the real-time display of Continuous glucose monitoring or insulin pump data on the primary display device (i.e., the insulin pump). All therapy decisions should be based on the primary display device.

The MiniMed™ Mobile app is not intended to analyze or modify the continuous glucose monitoring data or insulin pump data that it receives. Nor is it intended to control any function of the connected continuous glucose monitoring system or insulin pump. The MiniMed™ Mobile app is not intended to receive information directly from the sensor or transmitter of a continuous glucose monitoring system.